

JASPER COUNTY DEMOLITION DERBY RULES & REGULATIONS



Friday, July 24, 2015 – Gates open at 4:00 pm CST. Show starts at 7:30 pm CST.
Saturday, August 22, 2015 – Gates open at 4:00 pm CST. Show starts at 7:30 pm CST.

Contact Information:

Larry Baker, Tech Support – (219) 863-8730
Kevin Bulington, Superintendent – (219) 869-8148
JASPERCOUNTYFAIR.COM

PLEASE READ CAREFULLY:

- Rules are subject to change without notice.
- Each driver must fill out an entry blank. All drivers must supply their own cars.
- Only one entry per person, per class.
- Drivers must be of legal age or must hold a valid driver's license and have a notarized release signed by his/her parent or guardian.
- The track officials reserve the right to approve or reject any and all entries.
- There will be no Powder Puff class this year.
- All decisions by the track officials are final.
- Only drivers, mechanics, etc. (who sign the release sheet) will be permitted in the pit area.
- Drivers are responsible for their crew.
- No cars will be allowed on the grounds with any type of glass. **NO EXCEPTIONS!**
- **ALL CARS** must be prepared according to the regulations and ready for inspection upon entering the grounds.
- You are allowed only 2 attempts to make your car legal. If you fail inspection, you forfeit any and all entry fees.
- Deliberate hitting of any driver's door will result in immediate disqualification.
- Safety belts, approved helmets, and eye protection (OSHA approved) are required. Drivers are required to wear long sleeve shirts and pants.
- Fire extinguishers are optional.
- **NO ALCOHOLIC BEVERAGES OR FIRE ARMS ARE ALLOWED ON THE GROUNDS.**
- *Any obscene comments or gestures toward any official by drivers or their crew will result in disqualification and forfeit of entry fees and any/all prize money.*
- Jasper County Fair Assn. is not responsible for any cars, parts, or personal property before, during, or after the show.




- All cars are to be removed from the grounds following the show.

TYPE OF CAR:



1. American made hardtop automobiles or station wagons are allowed. NO convertibles, jeeps, hearses, limousines, 4x4 cars or imperials.

PREPARATION OF THE CAR:

1. Only the car that qualified for the feature may run in the feature. No borrowing of other cars for the feature event.
2. Remove all glass including the windshield, side windows, rear window, head and tail lights. Rolling windows down is not permitted.
3. Chrome molding strips and the bottom portion of the rear seats must be removed.
4. Any sharp protruding fins or dangerous objects must be mashed down or cut off.
5. No special bumpers, reinforcements, fabrications, helper springs, air shocks, or trailer hitches permitted.
6. You may alter the rear upper or lower trailing arms on rear ends. No adding leaves to leaf springs, maximum of 7 leaf springs. Leaf springs must be stock. You may leaf a coil over car.
7. Radiators must remain in original position or be taken off. Transmission coolers are permitted but only if they are secured inside the engine compartment or inside an enclosed box inside the car. Welded solid or chained down engine mounts are recommended.
8. All doors must be fastened shut by wire, straps, chains, or welded (welding is recommended) for the drivers safety.
9. Two 12-volt batteries, any size, will be permitted. Battery must be removed from original position. They must be placed on floor board of driver's compartment and securely fastened with metal straps (no bungee cords) and covered.
10. Cutting fenders for wheel clearance only is permissible and ends of bumpers may be cut off.
11. No rolling or welding fenders. Bolting fenders is allowed with no larger than 3/8" bolt.
12. Hood may be bolted or wired down in four places. Two in the front through the front core supports through the hood. Bolts no longer than 3/4" all thread and a 4" washer may be used. Trunks may be wired in four places and bolted in two places – sheetmetal to sheetmetal. No welds on hood, trunk or tailgate. No chains, bands or pins may be used. Hood and trunk must be left open until after the inspection, hood springs removed.



13. Drivers' doors must be painted white for numbering.
14. Stock tank must be removed and cannot be used. Portable tanks must be used and placed in the back seat area on the driver's side no farther forward than the rear of the front seat. All tanks must be securely fastened to the floor and covered by fire-proof shield. Gas lines and fittings to fuel tanks must be secured and leak proof. Only metal or rubber gas lines permitted. No plastic lines! Electric fuel pumps are permitted with a switch on the dash clearly marked. Inspection officials will give final approval on tanks and fittings and fastened tanks. Rubber straps are not allowed - metal strapping only. Boat tanks are recommended. No plastic gas jugs, water jugs, or thinner cans, etc. If plastic tank is used it must be secured inside a metal box and covered.
15. It is recommended that the driver's door be reinforced inside with steel bars, angle iron, or pipe. Length is not to extend more than 8" on either side of the driver's door.
16. It is mandatory that an opening be cut in the hood over the carburetor approximately 18" in diameter. Removal of the hood latch is MANDATORY in case of fire.
17. 14", 15", 16" stock DOT rims, 12-ply tires max., no double tires or liquids in tires. No studs or screws in rims to hold tires on.
18. Mashing down the rear end of any vehicle is not permitted.
19. One bar no larger than 2-1/2" round, 2" square behind driver, set no farther than 6" behind center post. One dash bar no larger than 2-1/2" round and 2" square, and one bar on driver's door. All bars must be post to post. A bar may be added to the passenger door (4 point cage max.). All bars no thicker than 3/8". Kickers are allowed from in front of rear suspension to the cage – from the cage to behind the front suspension.
20. Vehicles must have dependable brakes at all times and boundaries must be observed or you will be disqualified.
21. All suspension must remain stock for that year, make, and model of car.
22. Steering column may be changed.
23. A bar may be added on driver's side from door bar to roof, if there is not a center post.
24. FRONT BUMPERS ONLY: Do not move bumper brackets from stock position. Any car bumper can be put on a derby car, weld them good – bumper brackets can be welded to the frame. You may stuff the front bumper only, or take a 4x4 piece of square tubing and put a bumper skin on it. Bumper height may not exceed 26 inches.
25. Chain, wire, or cable must be in place from the front fire wall to the roof of the front windshield area.
26. Body mounts may all be removed.
27. No adding steel straps over rear fenders into the trunk area. If you add straps THEY WILL BE CUT OFF!!!





28. Frame welding limited to the top seam of the frame only, no welds allowed on the bottom of the frame, no adding steel to the frame.
29. Steering components such as tie rod ends, control arms, ball joints, or center links cannot be altered or reinforced – must remain stock.
30. Any pre-run car may be stubbed with a butt weld only. No boxing in inside the frame. After the butt weld you may add one plate 3” x 6”, no thicker than 1/8”. That means one patch on one side of the frame only.
31. Any pre-run car that has a bent rail may be pushed down and one patch may be added to one side of the bend only. The patch may be no larger than 3” x 6” and by 1/8” thick. All cracks may be welded only. You may not add any metal to fill a crack.
32. A bend to the rear humps may be beat in and one patch may be added to one side of the frame 3” x 6” and no thicker than 1/8”. No angle iron of any kind will be allowed.
33. You may only put one patch in front of the control arms and one patch behind the control arms, no further back than the cowl mounts on a pre-run car or a fresh car.
34. Hump plates 22” long on outside of frame, 1/8” thick will be allowed on any fresh or pre-run car.

The following may be done to your car if you are running a 1980 or newer car only!

1. Front and back bumpers may be changed. Bumper may be welded solid to the frame or bumper shocks. Bumper shocks may be welded solid to the frame. You may add a plate from the bumper to the frame, but you cannot go back any further than the core support. The core support plate may be no wider than 4” and no thicker than 1/4”.
2. You may weld four down bars from the cage to the frame. Bars must go straight down, no angles.
3. You can change the rear end with another stock rear end, but you cannot alter the rear end in any way.

RULES FOR TRUCKS & VANS:

1. The front bumper may be changed to a car-style bumper. Bumpers may also be welded solid to the frame. A small plate may be added from the bumper to the frame. One plate on each frame rail may be added, not thicker than 3/8” and no further back than 6” on the frame.
2. Steering columns may be altered.
3. Steering column components such as tie rod ends, control arms, ball joints, and center links may be reinforced.
4. A 4-point cage may be added. Four down bars may be added from the cage to the frame. Down bars must be straight down and must be inside the cab. Two down bars from back of cab may go through the cab and into the bed and be welded to the frame. They may not go back any further than 2’ from the back of the cab. All other cage bars may not go further back than 2’ from behind the back of the



driver's seat.

5. Gas tanks must be in the middle of the bed against the back of the cab.
6. Tailgate may be welded solid.
7. Bed sides may be folded down.
8. Frame seams may be welded on the top side only.
9. Hood may be bolted down in four places (same as the cars).
10. Doors may be welded solid.
11. Cab and bed may be welded solid.
12. 4x4 trucks must have front end disabled.
13. All other rules for cars also apply to the trucks and vans.



LITTLE CARS:

1. Same set up rules apply to all little cars.
2. This class will include 4 & 6 cylinder cars with a maximum of a 108" wheel base.

WIRE CLASS:

Any year car..... No imperials, suicide Lincolns or hearses.

1. Remove all glass, mirrors and plastic + trim, remove all decking in wagons - vehicles must be swept clean.
2. No crease enhancements, no sheet metal or frame shaping or folding, body must be stock.
3. Hood and trunk must be in stock location and open for inspection.
4. Anything can be removed, but not relocated.
5. Fasten hood and trunk in four places with four strands of #9 wire. Driver's door may be welded solid, passenger door may be welded 6 inches on each seam. **DO NOT WELD ON HOOD OR TRUNK!! NO ALL THREAD!!**
6. Body mounts and spacers to remain stock and in stock location. If a bolt is missing replace with a bolt or #9 wire.
7. Engine swaps allowed (example, Ford to Chevy) engine must remain in stock location. The only





upgrades on the engine allowed will be carb, intake, headers, and a basic tune-up. No full rebuild. OEM stock radiator in its stock location. No engine cradles, no distributor protectors, no pulley protectors, no carb protectors, etc.

8. Floor shifters will be allowed. No trans coolers. All steering must be OEM stock.
9. All suspension must remain stock. No altering or reinforcing trailing arms or tie rod ends. Spring spacers may be used or they can be wired to hold the springs in place.
10. No welding on the frame!!
11. Four point floating cage. No down bars or kickers. Halo bar allowed only to the back seat bar – not the floor.
12. You may weld on bumpers, no welding farther than 4 inches from the back of the bumper, single pass only, do not add any steel at all. Bumpers must be OEM stock.
13. Shocks may be collapsed and welded – single pass only. All shocks and brackets in stock location. You may also chain or wire the bumper – if chained must unbolt.
14. No rear end swaps allowed.
15. Cars must have working brakes, and fuel lines must be rubber or metal and must be ran inside the car.
16. One 12 volt battery, battery must be covered and tightly secured, metal fuel cell or marine type tank covered and secured tightly. No gas tank protectors.
17. A chain or wire must be placed from the roof to the firewall.
18. Drive shafts must be OEM stock.
19. No double tires, no valve stem protectors, no reinforcing the rims. Any 14”, 15” or 16” OEM passenger car rims may be used. Must be car or truck tires – no forklift or bar tires.
20. No bolting, rolling, or welding on the fenders.

RULES FOR LAWN MOWERS:

1. Minimum 15 years old with parent’s consent form.
2. Driver must wear long sleeve shirt and pants and closed toe shoes, with helmet and protective eye wear.
3. Mowers must be factory lawn mowers – No homemade frames.
4. No rear engine lawn mowers.
5. Engine must be a mower engine (max of 24 hp).



6. Must have some type of leg protection – round bars or square tubes from front of the frame and the rear of the fender – may be welded or bolted and stay in place or **YOU WILL BE DISQUALIFIED!**
7. Battery must be protected and covered and securely fastened.
8. Hood must be bolted or wired.
9. Engine protectors are allowed – must be inside the hood.
10. Gas tanks must be secured and covered – leaking gas will cause disqualification.
11. Front and rear bumpers permitted – no more than two pieces of steel and no larger than 2” round or square for the front and back. They must be stacked on top of each other with no spacers between the bars (two pieces for the front bumper and two pieces for the back bumper). It cannot stick out more than 4”-6” and cannot extend out past the tires (lengthwise).
12. No sharp or puncture type ends.
13. Exhaust must go up or down.
14. All headlights and taillights removed.
15. Factory type lawn mower tires – you may cut grooves in the tires or you can have chains.
16. Hood must be factory or homemade with the same size metal.
17. Mower deck must be removed.
18. You can use a seatbelt, but not required.
19. Must have operational brakes.
20. In the event of a rollover – the event will stop until the officials get the mower set back upright.
21. One rollover allowed – second one **YOU ARE DONE.**
22. The officials decisions are final – **NO EXCEPTIONS!!!**
23. No intentionally trying to roll someone over!!!
24. There must be a number on the mower.